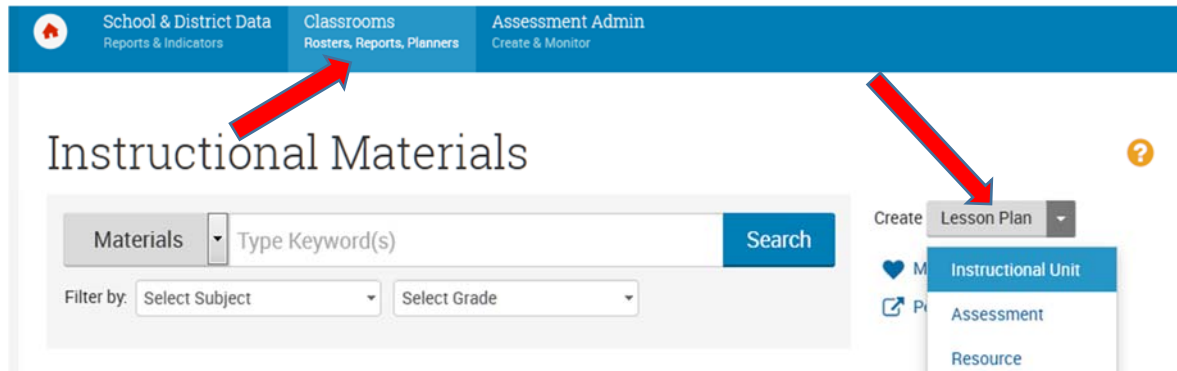


How to Build Lesson Plans in Schoolnet

From the District Website:

Select Staff > Schoolnet or select ECSD Single Sign On and choose Schoolnet. Login required and will be your network user id and password.

In the Menu Bar, select Classrooms and choose Instructional Materials in the drop down menu. When the Instructional Materials screen opens, click on the Lesson Plan Button.



Standard Schoolnet Naming Conventions as of February 16, 2015

Curriculum: Course Name > Grade (if applicable) > Level (if applicable) > Course Number. Examples: Algebra 2 1200330, Algebra 1 Honors 1200330, etc.

Curricular Units: Course Name > __ Nine Weeks or __ Quarter. Examples: Algebra 1 Q1, Art 2D 1 Second Nine Weeks, Algebra 1 Honors Third Nine Weeks

Instructional Units: Course Number > Unit Number > Title/Topic. Examples: 1200320-Unit01-Foundations for Algebra, 2107310-Psychology II-Unit 01-Sensation/Perception

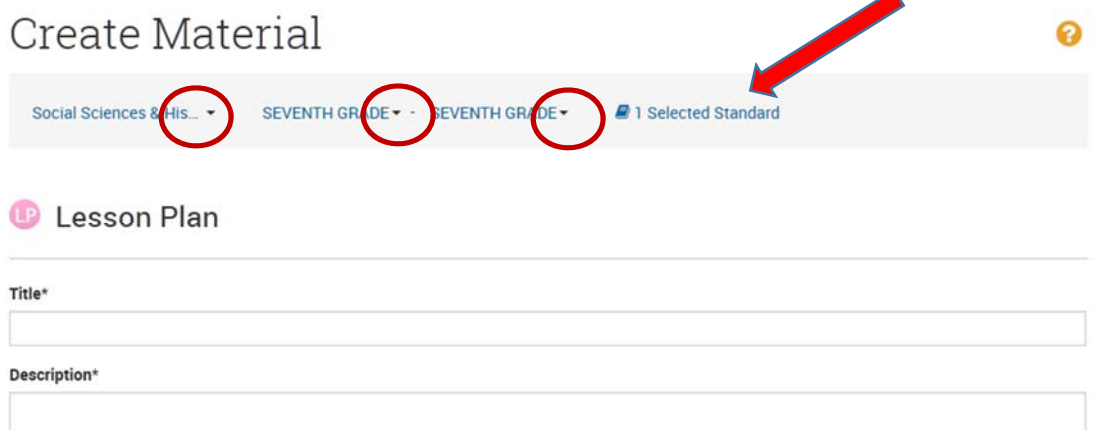
Lesson Plans: Teacher determines name of lesson plans. Examples: 1-3 Exponents, Aftermath of the Seminole Wars. An example document is posted in Schoolnet at:

https://escambia.schoolnet.com/Align/MaterialDetail.aspx?content_id=93342979-6550-4af9-9d64-ce94c6704d76&referrer=~%2FAlign%2Fsearch.aspx or a pdf is posted at:

https://drive.google.com/a/ecsd.me/file/d/0B2wHjI_ATj9FaEtsMW0xem4yZ3c/view?usp=sharing and is uploaded to ZenDesk with these instructions at:

https://ecsd.zendesk.com/knowledge/articles/115000273903/en-us?brand_id=433854

Choose from drop down menus: Subject, Grade or Grade Range, and Standard or Standards



Social Sciences & His... SEVENTH GRADE SEVENTH GRADE 1 Selected Standard

LP Lesson Plan

Title*

Description*

Note: Remember to Save at the bottom before leaving the Page as this is in a browser and is not automatically saved. You can work on it and come back and edit anytime.

Required: Title and Description

Optional Properties: Duration and Keywords (Helps when searching later to find the lesson or if shared). Open the drop down and can add: Author, Publisher, if there is a cost or if there is Restricted Use and if there are special Rights (Open Source or permission to use only in Face-to-Face instruction, Creative Commons or any similar information).

PROPERTIES

Duration Minutes **Keywords**

Additional Properties

Author(s) **Publisher**

Cost/Fee Yes No **Restricted Use** Yes No

Rights

Content: Lesson Plan Options. For any you click on a space will appear on your Lesson Plan so that you can enter the information in a text box. None are required.

Content (Recommended)

Text-based Content Attachments Website Link

Text-Based Content

Add a section from the pre-defined Lesson Plan template:

+ Introduction (Bellringers, Hook) + Essential Questions + Objectives + HOT Questions + Personalized Learning + Strategies

+ Differentiation + Activities + Materials/Resources + Vocabulary + Assessments + Reflections

Text-based Content Attachments Website Link

Text-Based Content

LESSON PLAN TEMPLATE

Materials/Resources

Paragraph Font Family Font Sizes B I U A

Add a section from the pre-defined Lesson Plan template:

+ Introduction (Bellringers, Hook) + Essential Questions + Objectives + HOT Questions + Personalized Learning + Strategies

+ Differentiation + Activities + Materials/Resources + Vocabulary + Assessments + Reflections

In addition to Text, you can add attachments and Website links (multiples of each). You can additional Standards to any you first selected.

Organizers: You can use the drop down menu to add Organizers for searching purposes.

Organizers (Optional) 0 Organizers Selected

Teaching Methods

- Cooperative learning
- Lab
- Experiential learning
- Team teaching
- Hands-on instruction
- Lecture
- Think Pair Share

Universal Design for Learning

- Multiple Means of Representation
- Multiple Means of Action and Expression
- Multiple Means of Engagement

Grouping

- Heterogeneous grouping
- Large Group instruction
- Homogeneous grouping
- Small group instruction
- Individualized instruction
- Non-graded instructional grouping

Differentiated Instruction

- Remediation
- Gifted/Talented
- Acceleration
- ESOL


Bloom's Taxonomy

- I. Knowledge
- IV. Analysis
- II. Comprehension
- V. Synthesis
- III. Application
- VI. Evaluation

Gardner's Multiple Intelligences

- Bodily-Kinesthetic
- Linguistic
- Naturalist
- Interpersonal
- Logical-Mathematical
- Spatial
- Intrapersonal
- Musical

Cancel Save

Remember to Save before leaving the Page! It will save to your “ My Materials.” Go to the Classrooms menu, select Instructional Materials and click on “My Materials.”

The Lesson Plan is only available to you until you Request to Submit to the District. Upon approval it can be shared.