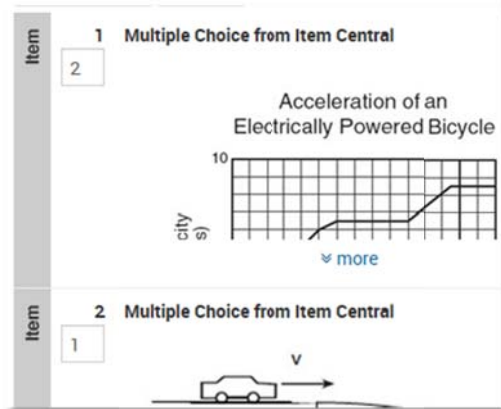


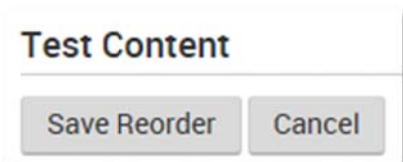
# How to Reorder Items on a Schoolnet Test

You can change the order of items in the private or public draft stage.

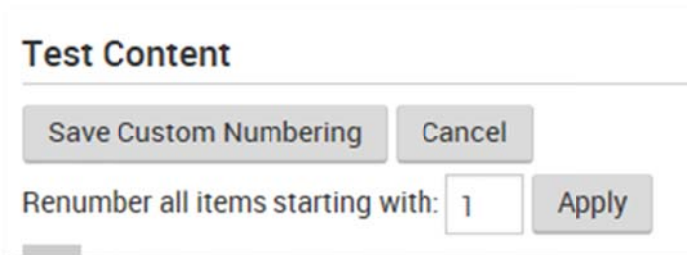
1. On the test detail page under Customize Test, click **Reorder Questions**
2. Type your preferred order into the boxes



3. Click **Save Reorder**



4. Under Customize Test, click **Question Numbers**
5. Enter the desired start number and click **Apply**



6. Click **Save Custom Numbering**