

The Student Experience

Taking an Online Test
in Schoolnet



How to Take a Test Online

The next few slides will explain these steps:

- 1 Sign in
- 2 Enter the online passcode
- 3 Answer the questions using the tools provided
- 4 Check your answers
- 5 Review the results, if available

Sign In

Your teacher or another test proctor will provide you with the test site address, your username, password, and an online test passcode.

Sign In

Username

Password

[Sign In](#)

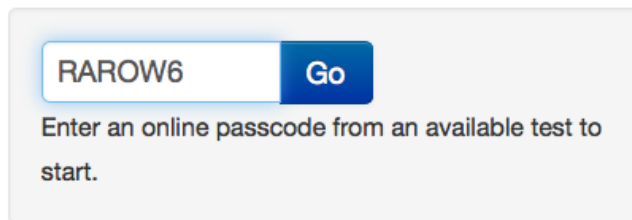
[Trouble signing in?](#)

Ver. 15.4.0.38452



Enter the Online Passcode

▼ Take a Test



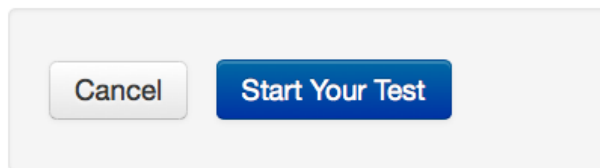
RAROW6 **Go**

Enter an online passcode from an available test to start.

- Enter the online passcode for the test and click **Go**

▼ Take a Test

ELA Sample K- 8 Test Form - 15.4



Cancel **Start Your Test**

- Alert your teacher if the wrong class is listed
- Click **Start Your Test**

Algebra 1 - STERN

If this is the wrong class, [click here](#).

Confirm and Start

Confirm that the welcome message displays your name and the correct test name. Then click **Start Test Now**.

Hello, SAUDIA ALVARADO!

Please click on the **Start Test Now** button to begin.

Good luck!

Diagnostic Quiz

Test Navigation and Strategies



Question 3

Measure the width of the box to the nearest inch.



Click **Hide** for any answer options you want to eliminate.

Click the flag icon to tag questions you want to review later, before submitting.

Answer

- [Hide](#) A 2 inches
- [Hide](#) B 3 inches
- [Hide](#) C 4 inches
- [Hide](#) D 5 inches

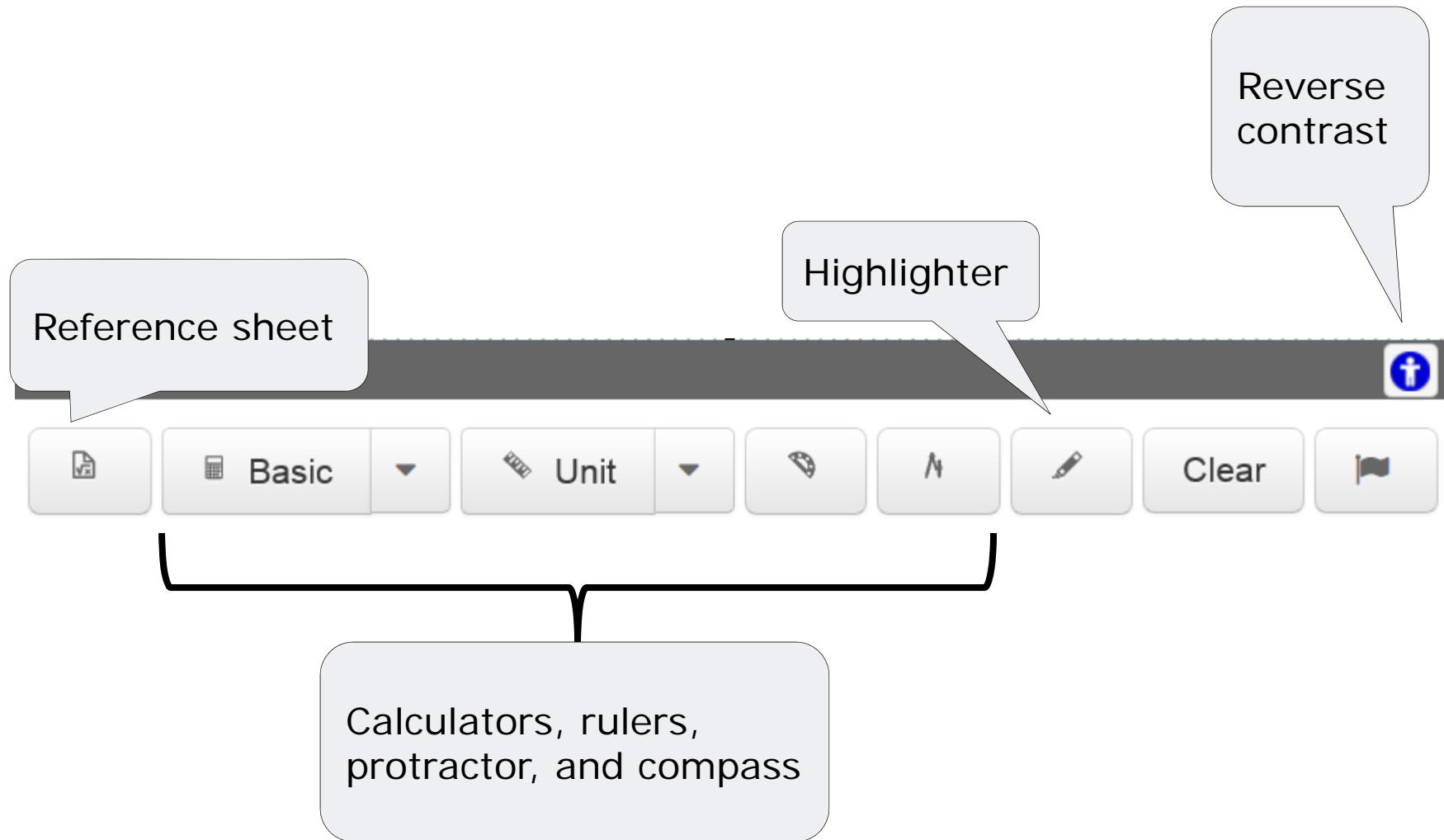
Click **Next** to move to the next question.

Click the scroll bar to scroll down the page.



Start Finish ANSWERED: 0/20 FLAGGED: 0/20 || Pause ☰ View Test Summary < Previous Next >

Additional Test Tools



Open Response Items

- For some questions, you'll type an answer in a text field
- Note the word count as you type
- A basic formatting toolbar may be available

Question 10 Activity B (2 of 3)

[Question Instructions](#)

Explain in detail how you calculated the answer.


Answer

Characters for Foreign Language Responses

For some tests, the formatting toolbar may include a special character button. Click the special character button to open a selection of foreign language characters.

écrire une phrase en français

Answer



The image shows a formatting toolbar with various buttons. The buttons include Bold (B), Italic (I), Underline (U), Strikethrough (ABC), Subscript (x₂), Superscript (x²), Font Size (with a dropdown arrow), and a Special Character button (represented by the letter Á). The Special Character button is circled in red. Below the toolbar, a text box contains the sentence: "Voici une phrase avec un caractère spécial."

Math Tools

If available, use the math tools provided to help you answer questions.

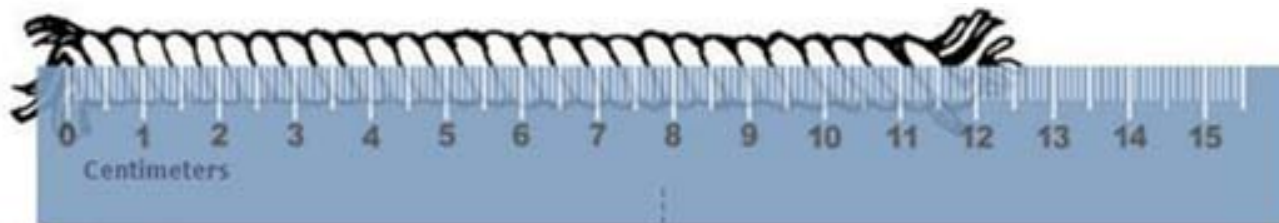
? Question:

Basic

Unit

Clear

How many centimeters is the below piece of rope?



Answer:



Equation Editor

B **I** **U** **S** x_2 x^2 Font Size **G** **S** **Σ**

Source **Preview**

`{\sqrt[3]{x}}` $\sqrt[3]{x}$

$\frac{\square}{\square}$	$\sqrt{\square}$	$\sqrt[3]{\square}$	\square^{\square}	\square_{\square}
+	/	x	-	÷
±	≥	≤	∈	⊂
∪	∩	=	>	<
More ^	*	°	°	

Cancel Insert

Submit a File

You may be asked to upload a file as your response to an item.

Upload the Chapter 5 homework.

Answer

Answer by attaching a file from your computer

No file attached

 Attach File

Attach Open Response Answer ×

File uploaded successfully. Select "Attach" to finish. ×

Choose a previously created file containing your response. Common document, video, audio, and image file types are accepted.

hmwrk_chap5_cook.docx

Choose

Uploading your file... 100 %



Cancel

Attach

Gridded Items

How many lines are typically in a sonnet?

Answer

	1	4
0	0	0
1	1	1
2	2	2
3	3	3
4	4	4
5	5	5
6	6	6
7	7	7

With a gridded response item, either click the correct bubble or type in your answer.

Hotspot Items

On some items, you may be asked to click the correct area or areas on an image.

Click the city of San Francisco.



Drag and Drop Items

When instructed to do so, drag answer choices into different containers to indicate your answer.

Drag the word to its definition.

The same letter or sound at the beginning of adjacent or closely connected words

A word or phrase is applied to an object or action to which it is not literally applicable

The comparison of one thing with another thing of a different kind

Place your answer(s) **inside** the containers below

Simile

Alliteration

Metaphor

Keeping Track of Progress

Tests that are timed will have a timer in the top right. Be sure to monitor how much time you have left.




The box in the bottom left displays your progress.



Troubleshoot Internet Problems

Alert your teacher if you see this symbol on your screen:



The system saves responses whenever you navigate between questions.

Troubleshoot Internet Problems

- If at least one of your open response answers could not be saved, the page displays a warning
- Save responses to the system clipboard and then submit the test if you can
- If you still can't submit the test, sign back in and paste in your work from the clipboard

Test Response Summary

Now is your chance to go over and double check your answers before the test is graded.

Warning: Some answers may not have saved properly. Please click [here](#) to copy your answers to the clipboard.

Pausing or Exiting a Test

If you must exit the test for any reason, click **Pause** at the bottom of the screen.

You will be prompted to click either **Exit Test** or **Return to Test**.



Review and Submit

Use the Test Response Summary page to access unanswered or flagged items.


Test Response Summary

Now is your chance to go over and double check your answers before the test is graded.

Warning: You have 1 unanswered and 2 flagged question(s).

1. Answered	2. Answered 	3. Unanswered 	4. Answered
5. Answered			

Be sure to submit your test when you are done.


  

Confirm Your Submission

Are you sure you want to submit the test to be graded?

Close the Test

Your test has been submitted.

 Close Test

Review Your Results

- Depending on the test settings, you may see your results when you submit the test
- Note that points for any open response questions are not yet included; your score is not final until those items are graded
- If item-by-item results are made available to you, access them on the same screen where you entered the online test passcode

▼ Latest Scored & Completed Tests

History - Grade 08 - Test 2


C Soc Stud 8 (so2106) Test Date: Mon, Feb 7

Review

Self-Assessment

- On some tests, you can let the teacher know what score you think you deserve on open-ended questions
- After you submit a test, return to the home page to locate the test and click **Self-Assess**

▼ Latest Scored & Completed Tests

Unit 5 Geometry Quiz_Rogers 

Alg I Pt 1 (ma3216) Test Date: Mon, Nov 11

Self-Assess

- For each item, review your answer and then either type in a score in the field provided, or read the rubric and select the most appropriate score

Question and Answer

