

Skills Analysis Report

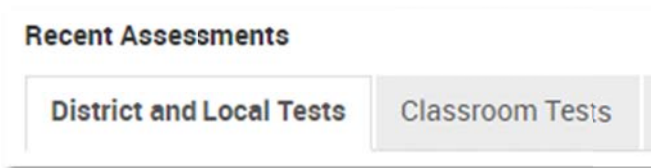
Use the Skill Analysis report to view standards mastery organized by student for benchmark or classroom tests. Learn how to run the report for a single test or year-to-date results.

Access the Skills Analysis Report from My Schoolnet

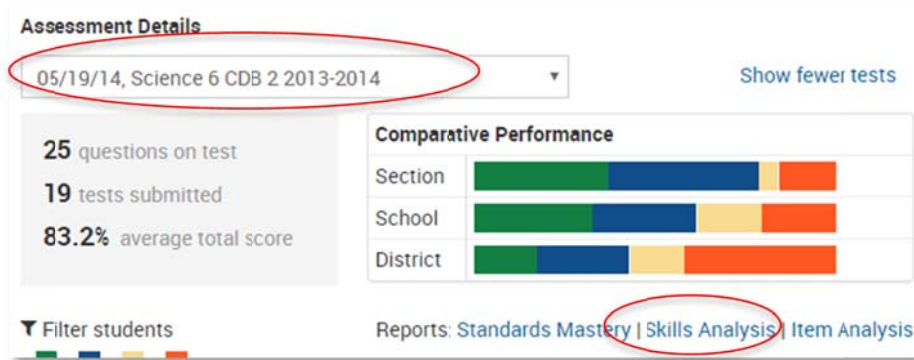
One way to access the Skills Analysis report is from the home page.

To access the report:

1. Select a section under My Classroom
2. Select either the District and Local Test or Classroom Tests tab



3. Select an assessment and then click **Skills Analysis**



View the Skills Analysis Report

The report displays the average percent correct and the points achieved on each standard assessed on the test for each student as well as the section average. For benchmark tests, the school and district average also appears

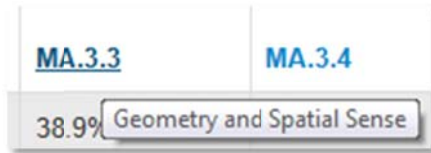
	SCI.6.4	SCI.6.5	SCI.6.6
District Average	85.6% (5899/6892)	84.5% (23298/27568)	67.0% (18481/27568)
School Average	96.1% (446/464)	89.0% (1651/1856)	77.8% (1444/1856)
Section Average	100.0% (24/24)	94.8% (91/96)	81.3% (78/96)
<input type="checkbox"/> BERRYMAN, JUAN	100.0% (1/1)	100.0% (4/4)	50.0% (2/4)
<input type="checkbox"/> CAHILL, ROBIN	100.0% (1/1)	100.0% (4/4)	100.0% (4/4)

Depending on the level of the standards hierarchy to which the test items are aligned, you may be able to toggle between “View All at Standard Level” and “View All at Skill Level.” Your terminology may vary.



Skills Analysis Report

Roll your cursor over a standard to see the full text; click it to view an inventory of instructional materials aligned to the standard.

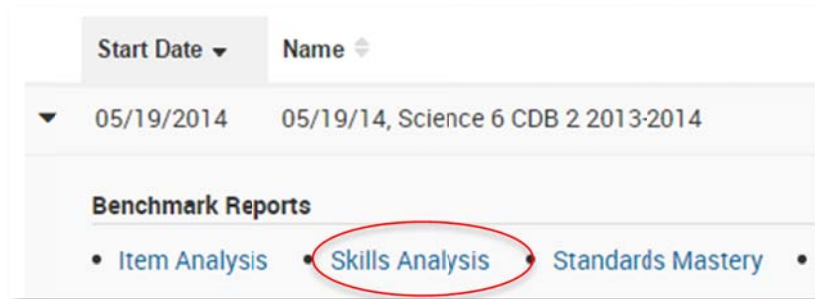


Access the Skills Analysis Report in Classrooms

You can access the Skills Analysis report from Classrooms as well as My Schoolnet.

To access the report:

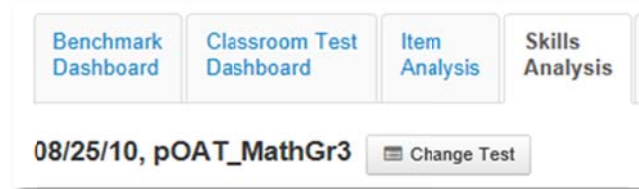
1. From the Classrooms menu, click Student Performance
2. Select a class from the Section Chooser
3. In the Benchmark or Classroom Test Dashboard, expand a test and click **Skills Analysis**



Year-to-Data Skills Analysis

For standards assessed on more than one test, the report will show an aggregate score from multiple assessments, with the total points achieved over the total points possible for every question aligned to the standard.

1. From the Classrooms menu, click **Student Performance**
2. Select a class from the Section Chooser
3. Click the Skills Analysis tab
4. Click **Change Test**



5. Filter by Test Type and Subject
6. For Test Name, select **Year-To-Date**

